



Seesaw

Parent Workshop

September 2021

Why we have moved to Seesaw?

- Changes to the Early Years Curriculum (no formative assessment) Tapestry was no longer compatible.
- Continue great communication and engagement with parents
- Parents can see the fantastic learning going on in the classroom.
- Reception children will be able to upload their own learning to their journal with their Horizons ipads.



What is Seesaw?

Seesaw is a digital portfolio for children's work.



What does it do?

Seesaw is where students can store their learning in one place.

Then it can be shared with others, such as their parents and families.

How does it work?



Students can store pictures, videos, drawings or their learning.



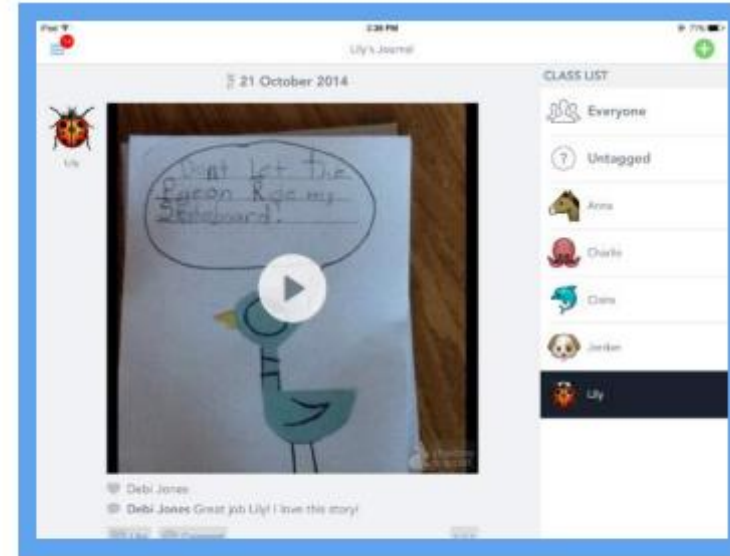

They can add their voice, a drawing or text to explain and describe their work.



Once their work had been added and approved by the teacher a text is sent to their parents who can then see what their child has added.

This is a great way for parents to be a part of what their children are learning at school.

Seesaw is a new way we're trying to share what your child is learning at school.



Seesaw gives your child a place to document their learning, be creative, and learn how to use technology.

Each child gets their own journal and we will periodically add things to it, like photos, videos, drawings or voice recordings.



When there are new items, you can be notified.



iOS App or
Android App

SMS

Email

- You'll only get notifications about your child's items.
- You can access your child's journal via iOS app, Android app or on the web on other smartphones and computers.

All student content is safe and secure



- Journals are only accessible by your child, their teacher and yourself
- Journals aren't public on the web and information is never shared with third parties

Download and Sign Up!

iOS and Android Smartphones

1. Search for "Seesaw Parent" in the iTunes App Store or Google Play Store
2. Download the app and scan the QR Code in the handout sent home with your child
3. Create an account and allow notifications to start getting notified about new items



iOS App for
Parents



Android App for
Parents

Other Smartphones & Computers

1. Go to the link provided by the teacher in any web browser (email or handout)
2. Choose your child from the class list and create an account
3. After you've been approved by your child's teacher, you'll get access to their journal

Parent Website

Parent Web Portal
app.seesaw.me

Getting started



How do I add another student to my family account?



Emily Seesaw Product Manager

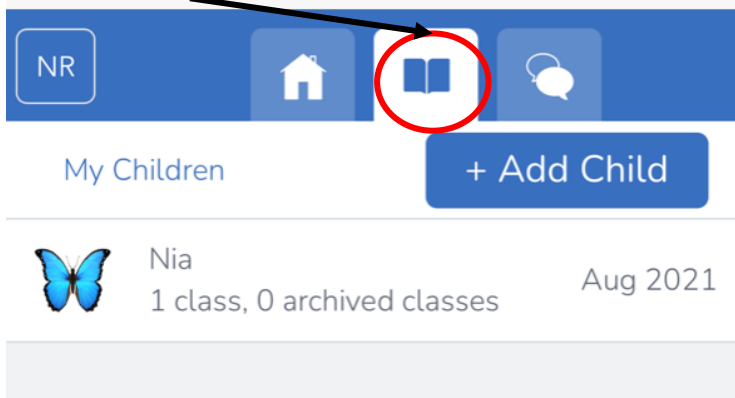
Please ask your class teacher if you need a QR code if you have siblings in HH or EE and Reception.



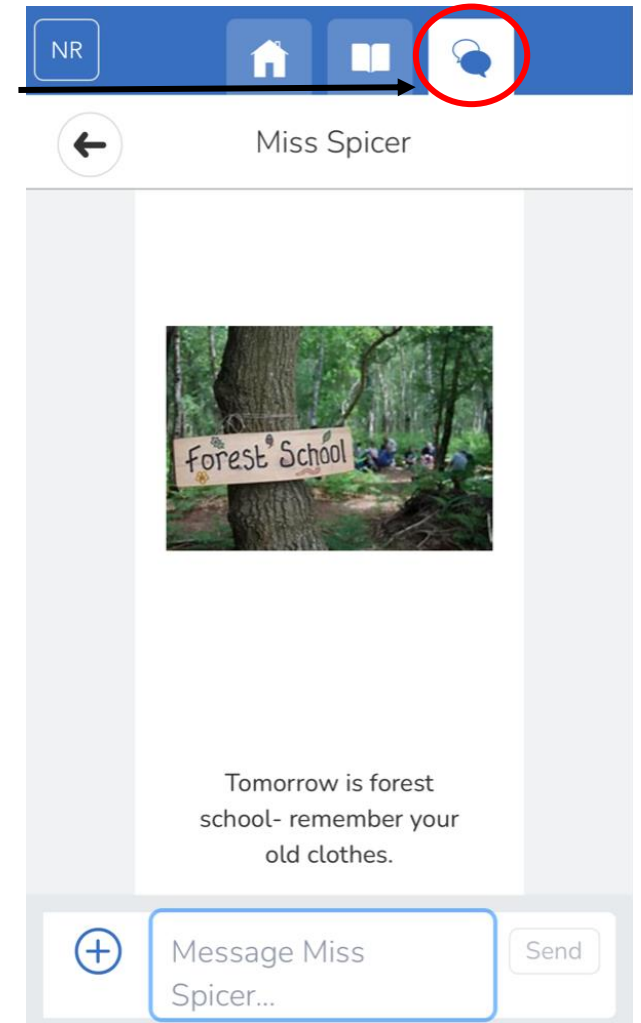


Home

Journal- Parents will not be able to add to children's journals this will just be for learning at school.



Inbox- Parents can share experiences from home with teachers here



Family Seesaw

Expectations of school

- Share children's WOW moments (not daily).
- Share news, announcements, reminders and key messages.
- Share videos on how to support your child with their learning at home, *e.g. when your child has books sent home, what to do and what key questions to ask.*
- Approve any parents comments.
- Teachers will not be responding to all comments or messages on Seesaw.
- Teachers will discuss any images/experiences you share with the children, these will be stored in the inbox.



Expectations of Parents

- Engage with Seesaw (viewing posts, like/commenting).
- Parents will not be posting to the child's journal (so you do not need the QR code).
- Parents can share any exciting experiences the children have had at home through the **inbox** (please note any pictures will be stored in the inbox).
- Any urgent key messages to be communicated with class teacher either in person at the classroom door or via the office using the admin email (admin@oasiswarndon.org) or Tel: 01905 453530



Thank you for coming!

Please ask our teachers if you have any questions or you need any support with Seesaw.

For further support please visit:
<https://web.seesaw.me/parents>

