




Year 5	Autumn	Spring	Summer
Texts			
Objectives	<ul style="list-style-type: none"> <li>● <b>AF2 2B, 2C: Identify key details from more than one paragraph by:</b> Using the skills of skimming and scanning to identify key ideas.</li> <li>● <b>AF3. 2D:</b> Distinguish between statements of fact and opinion with support.</li> <li>● <b>AF3. 2D:</b> Justify inferences with evidence.</li> <li>● <b>AF5. 2A, 2F, 2G: Language inc. figurative for meaning:</b> Describe and compare the styles of individual writers and poets, providing evidence.</li> <li>● <b>AF5. Y5 SPAG:</b> Identify where brackets, dashes and commas have been used to indicate parenthesis (year 5 vocabulary, grammar and punctuation)</li> <li>● <b>AF6 2B: Identify themes and conventions.</b></li> <li>● <b>AF6. 2B, 2D: With support discuss themes and conventions and show some understanding of them.</b></li> <li>● <b>AF6. Express views &amp; justify opinions: Identify the writer's main purpose through a general overview.</b></li> </ul>	<ul style="list-style-type: none"> <li>● <b>AF3. 2D: Draw Inferences:</b> Discuss what a character's actions and motives say about their character.</li> <li>● <b>AF3. 2D: Draw inferences:</b> Recognise that characters may have different perspectives on events in stories.</li> <li>● <b>AF3 2E: Make predictions based on details stated and implied:</b> Make predictions for how a character might change during a story or a poem and change predictions as events happen.</li> <li>● <b>AF4 2H:</b> Make comparisons within and across texts.</li> <li>● <b>AF6 Express views &amp; justify opinions:</b> Identify and comment upon an author's or poet's viewpoint in the text and respond to this e.g. re - tell from a different viewpoint.</li> <li>● <b>AF7. 2B, 2H:</b> Take part in a debate and show an understanding of themes in a text.</li> <li>● <b>AF7. 2H:</b> Discuss wide range of texts from heritage &amp; other cultures: Identify and explain characters and their profiles across a range of texts.</li> <li>● <b>AF7. 2H:</b> Discuss wide range of texts from heritage &amp; other cultures: Identify and discuss themes within a text (Social, cultural and historical).</li> </ul>	<ul style="list-style-type: none"> <li>● <b>AF2</b> Continue to learn poetry by heart so that a wide range has been learned. Include poems with imagery, similes and narrative poems.</li> <li>● <b>AF2</b> Learn poetry by heart: Comment on the use of similes and expressive language to create images, sound effects and atmosphere.</li> <li>● <b>AF2</b> Learn poetry by heart: Vary pitch, pace, volume, expression and use pauses to create impact.</li> <li>● <b>AF2</b> Learn poetry by heart: Use dramatic interpretation when performing.</li> <li>● <b>AF2. 2B, 2C: Identify key details from more than one paragraph by:</b> Referring to the text to support predictions and opinions (PEE - Point + Evidence + Explanation). <b>AF2. 2B:</b> In non-fiction, retrieve, record and present information with support and guidance from a couple of sources (e.g. 2 texts, a text and a website, a film clip and a book).</li> <li>● <b>AF2.</b> Plan what information needs to be found with guidance (e.g. a KWL grid). Make simple notes.</li> <li>● <b>Af2. 2D: Draw inferences:</b> Identify evidence characters changing in a story and discuss possible reasons</li> <li>● <b>AF4. 2F: Structure &amp; presentation for meaning:</b> Identify and discuss the genre-specific language features the author has used to convey information in a non-fiction text.</li> <li>● <b>AF4. 2F: Structure &amp; presentation for meaning:</b> Identify and discuss the structural devices the author has used to organise the text.</li> <li>● <b>AF5. 2A, 2F, 2G: Language inc. figurative for meaning:</b> Identify vocabulary chosen to convey different messages, moods, feelings and attitudes</li> <li>● <b>AF5. 2A, 2F, 2G: Language inc. figurative for meaning:</b> Comment and compare the language choices the author has made to convey information over a range of non-fiction texts.</li> <li>● <b>AF5. Y5 SPAG:</b> Recognise and discuss the use of relative clauses to provide extra information.</li> <li>● <b>AF5. Y5 SPAG:</b> Recognise and discuss the use of adverbials to link ideas across a paragraph.</li> <li>● <b>AF6. Express views &amp; justify opinions:</b> Identify common elements of an author's style and discuss how the style of one author differs from another.</li> <li>● <b>AF6.</b> Express views &amp; justify opinions: Comment on the overall impact of poetry or prose with reference to features, e.g. development of themes.</li> <li>● <b>AF6.</b> Express views &amp; justify opinions: Justify preferences for an author, poet or a type of text.</li> <li>● <b>AF7. 2H: Discuss wide range of texts from heritage &amp; other cultures:</b> Identify and explain the key features of a range of appropriate texts.</li> </ul>

<b>Genres (including cold comp)</b>						
<b>Ongoing</b>	<ul style="list-style-type: none"> <li>Read a range of age appropriate texts fluently.</li> <li>Demonstrate appropriate intonation, tone and volume when reading aloud text, plays and reciting poetry, making the meaning clear to the audience.</li> <li>Apply the knowledge of root words, prefixes and suffixes to determine the meaning of new words (see appendix 1 of National Curriculum).</li> <li>Draw on contextual evidence to make sense of what is read.</li> <li>Ask questions to enhance understanding of a text.</li> <li>Recommend books to others based on own reading preferences.</li> <li>Deliver a short presentation to show an understanding of what has been read.</li> </ul>					

