




Year One Phonics Workshop!

Today's session

- ▶ Short talk about phonics and what we do in school.
 - ▶ Some information on the Phonic Screening check.
 - ▶ Time to spend with your child looking at phonic sounds and playing games together.
 - ▶ Evaluation.
- 

Consonants: stretchy

f	l	m	n	r	s	v	z	sh	th	ng
										nk

Consonants: bouncy

b	c	d	g	h	j	p	qu	t	w	x	y	ch
	k											

Vowels: bouncy

Vowels: stretchy

a	e	i	o	u	ay	ee	igh	ow
---	---	---	---	---	----	----	-----	----

oo	oo	ar	or	air	ir	ou	oy
----	----	----	----	-----	----	----	----

Set 1 sounds

Set 2 sounds

The complex English alphabetic code

Consonants: stretch

f	l	m	n	r	s	v	z	sh	th	ng
ff	ll	mm	nn	rr	ss	ve	zz	ti		nk
ph	le	mb	kn	wr	se		s	ci		
					c					
					ce					

Consonants: bounce

b	c	d	g	h	j	p	qu	t	w	x	y	ch
bb	k	dd	gg		g	pp		tt	wh			tch
	ck				ge							
	ch											

Vowels

a	e	i	o	u	ay	ee	igh	ow
	ea				ā-e	y	ī-e	ō-e
					ai	ea	ie	oa
						e	i	o

oo	oo	ar	or	air	ir	ou	oy	ire	ear	ure
ū-e			oor	are	ur	ow	oi			
ue			ore		er					
ew			aw							
			au							

How to say the sounds

<http://www.ruthmiskin.com/en/resources/sound-pronunciation-guide/>

Using the pure sounds.

We blend the sounds together to read words.

sh-ee-p



How does phonics help us read?

- ▶ Say “hello” to Fred.


Fred can *only* talk in sounds...

He says “*l-igh-t*” Not **light**


We call this *Fred Talk*.



Fred fingers for spelling



Year One Phonics Screening Check

- ⑩ Year One children across the country will be taking the Year One Phonics Screening Check mid-June.
 - ⑩ This is to check if they are able to use their phonic knowledge to **blend accurately**.
 - ⑩ Child sits with their teacher and reads 40 words – some are real words, and some are nonsense words.
- 

Real words and Nonsense words

grand

cloaks

scrap

strike



steck



hild



quemp



geck

Tricky words

what

call

are

as

by

away

said

there

want

old

they

like

of

come

for

some

We can't sound them out!
If they're red we can't use Fred!

So how can you help your child?

- ▶ By knowing the 44 pure sounds
- ▶ By knowing how to blend using Fred Talk for reading

m_a_t



- ▶ By knowing how to use Fred Fingers for spelling
- ▶ When you listen to your child read, encourage them to blend if they are unable to read the word on sight.

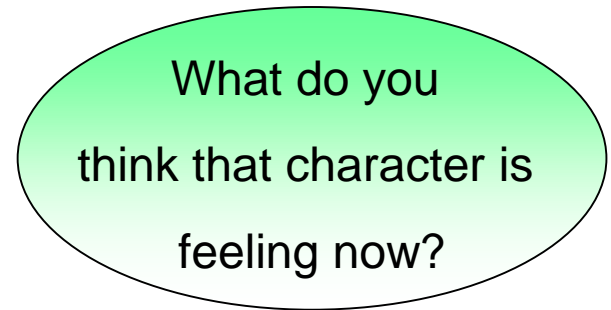
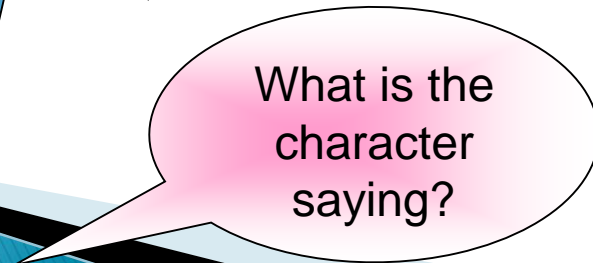
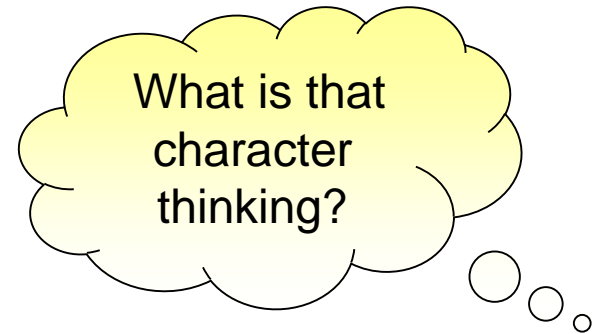
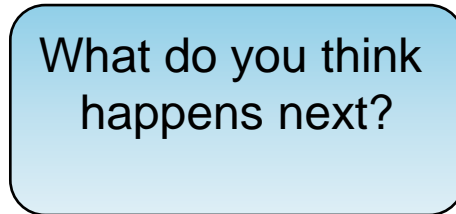
Simple Speed Sounds

Consonant sounds - strictly												
f	l	m	n	r	s	v	z	sh	th	ng		
										nk		
Consonant sounds - flexibly												
b	c	d	g	h	j	p	qu	t	w	x	y	ch
		k										
Vowel sounds - flexibly						Vowel sounds - strictly						
a	e	i	o	u	ay	ee	igh	ow				
Vowel sounds - strictly												
oo	oo	ar	or	air	ir	ou	oy					




And...

- ▶ By **reading** to your son/daughter e.g. stories / extracts from newspaper
- ▶ Asking lots of questions/sharing opinions!
- ▶ Use these prompts to help you:



Time to get the children!

Aim:

- You and your child will play some phonics game together.
 - The children can show you how to read using their Fred talk and blending correctly.
 - Have a-go at reading some green and red words- Remember if it's red we can't use Fred!
- 

Please fill in an evaluation form and hand it into a teacher.

Thank you for coming and supporting your child with their learning.

Keep reading everyday with your child!

