



Year 1

Week 2 Activities

Day 1 Lesson 1: Maths

Answer the questions and use the number line to help you.

Numbers to 100

Recognise, model, read, write and order numbers to at least 100. Locate these numbers on a number line. (VCMNA087)

1. Can you put these numbers in their correct places on the number line?

14 24 30 45 65 80 95



2. What number comes after the following numbers?

a) 47, _____

c) 89, _____

e) 19, _____

b) 79, _____

d) 54, _____

f) 69, _____

3. What number comes before the following numbers?

a) 37, _____

c) 50, _____

e) 76, _____

b) 100, _____

d) 13, _____

f) 18, _____

4. Can you write the following numbers in words?

a) 10 _____

b) 50 _____

c) 100 _____

Day 1 Lesson 1: Maths

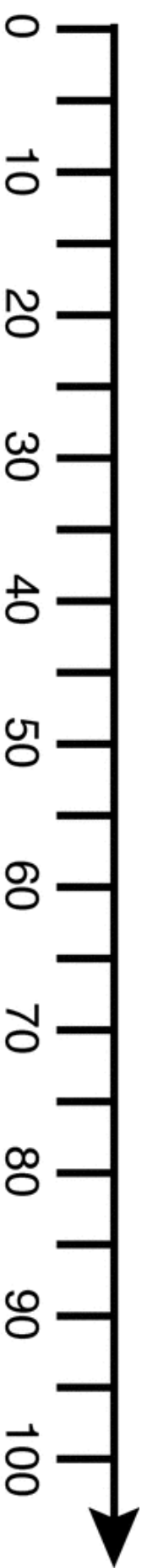


Counting On Number Lines



Number Line 0-100





Day 1 Lesson 2: English

Carefully read the piece of text and answer the questions.

The Farmer and his Sons

One day, there was an old farmer who had worked hard all his life. He was very ill. He had three sons. He wanted them to be good farmers. He said to them, "There is a treasure in my land. Promise me that you will look for it." Sadly, the father died. The sons looked for the treasure. They dug and dug the soil. "What will we find?" they said to each other. Soon, they had dug up all of the land. They had not found any treasure. They were upset. "All that hard work for nothing!" they said.



1. Find and copy the word that the author used to describe how the sons were feeling when they did not find the treasure.



2. How many sons did the farmer have?
Tick one answer.

☐

two

☐

three

☐

four



3. Why do you think the sons 'dug and dug' in the soil?



4. Number the steps below from 1 to 4 to show the order they happen in the explanation.

☐

The sons dug and dug.

☐

The farmer sadly died.

☐

The sons couldn't find the treasure.

☐



The farmer told his sons to look for some treasure.



Day 1 Lesson 3: Phonics.

Pictures and Captions Matching

Draw lines to match the pictures to the captions.



boats on the river

tools in the shed

a goat and a cow

fish and chips
on a dish

Day 1 Lesson 3: Phonics.

Fill in the missing trigraph by choosing from the box below.



ch _ _ _



b _ _ _ d



l _ _ _ tning



pict _ _ _

ure

igh

ear

air

Day 2 Lesson 1: Maths

Number Bonds Challenges

Number Bonds Challenge 2

$4 + 5 =$	$1 + 6 =$	$2 + 6 =$
$3 + 4 =$	$5 + 4 =$	$7 + 1 =$
$1 + 7 =$	$2 + 5 =$	$2 + 5 =$
$5 + 3 =$	$3 + 6 =$	$3 + 6 =$
$7 + 2 =$	$0 + 7 =$	$7 + 2 =$
$1 + 8 =$	$6 + 3 =$	$1 + 8 =$
$0 + 7 =$	$1 + 7 =$	$0 + 7 =$
$4 + 4 =$	$5 + 4 =$	$4 + 5 =$
$2 + 5 =$	$9 + 0 =$	$6 + 2 =$
$9 + 0 =$	$3 + 6 =$	$3 + 4 =$
$4 + 3 =$	$2 + 5 =$	$9 + 0 =$
$8 + 0 =$	$6 + 1 =$	$5 + 3 =$
$5 + 2 =$	$1 + 8 =$	
$4 + 4 =$	$8 + 0 =$	

Number Bonds Challenges

Number Bonds Challenge 3

$10 + 10 =$	$12 + 8 =$	$16 + 4 =$
$5 + 15 =$	$9 + 10 =$	$3 + 17 =$
$0 + 20 =$	$7 + 13 =$	$12 + 7 =$
$9 + 10 =$	$19 + 1 =$	$4 + 15 =$
$4 + 16 =$	$6 + 13 =$	$11 + 9 =$
$18 + 2 =$	$2 + 18 =$	$2 + 17 =$
$1 + 18 =$	$13 + 6 =$	$10 + 9 =$
$14 + 6 =$	$20 + 0 =$	$8 + 12 =$
$11 + 8 =$	$15 + 4 =$	$17 + 3 =$
$7 + 12 =$	$13 + 7 =$	$5 + 14 =$
$6 + 14 =$	$14 + 5 =$	$16 + 3 =$
$8 + 11 =$	$18 + 2 =$	$1 + 19 =$
$3 + 16 =$	$9 + 11 =$	
$10 + 10 =$	$15 + 5 =$	

Day 2 Lesson 2: English

Carefully read the piece of text and answer the questions.

Fairy Tale Times Farmer Grows An Enormous Turnip!

There was a surprise last night at the Fairy Tale town vegetable show. Farmer Fred had brought his enormous turnip to show the judges and it was the size of a car!

The farmer had planted his turnip in March. He worked hard to feed and water it every day. He was shocked by how big it grew.

The farmer needed the help of his wife and his grandchildren and even some of the farm animals to pull up the turnip. Then they had to move it to the show. Fred used his tractor to pull the turnip.



1. Can you find another word in the text that means 'enormous'?



2. Where does the vegetable show take place?

3. Who is the first character that we meet in the text?

☐

the farm animals

☐

the farmer's wife

☐

Farmer Fred

☐

the farmer's grandchildren



4. Which fairy tale do you think this newspaper report is about?

☐

The Gingerbread Man

☐

The Enormous Turnip

☐

Goldilocks and the Three Bears

☐

The Princess and the Pea

Day 2 Lesson 3: Handwriting

First, write two lines of the letter. Next, write two lines of a word that begins with the letter. Finally, write two sentences that include a word that begins with the letter.

f f

Day 3 Lesson 1: Maths

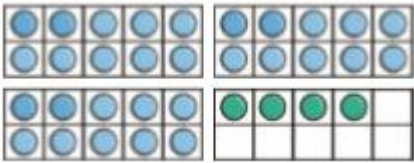


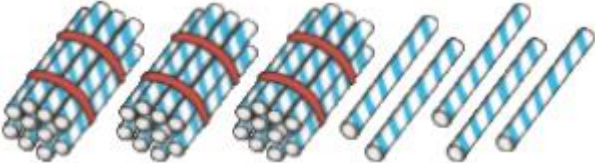



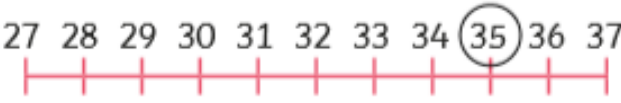
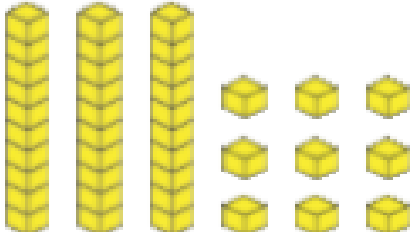
Use the words:

Is more than

Is less than

Is equal to

to compare amounts, write your answer in the middle section. The first one has been done for you.

	Is more than	
		4 tens and 4 ones
		
		
		

Day 3 Lesson 2: English

Create a story using the picture.

**How did this pirate get stuck
on a deserted island?**



Day 3 Lesson 3: Phonics (i-e nice smile)

Circle the words that include the sound 'i-e'.

Nice

Feast

Shine

Mine

Fly

See

High

Niece

Now, write a sentence that includes a word that has the 'i-e'.

Extension: Can you write a sentence that includes two words with the 'i-e' sound?

What other special friend sounds the same as 'i-e nice smile' but are spelt differently?

Day 3 Lesson 3: Phonics

Fill in the missing digraph by choosing from the box below.



__ __ icken



b __ __ ger



g __ __ t



l __ __ k



c __ __ ds

ar

ee

oa




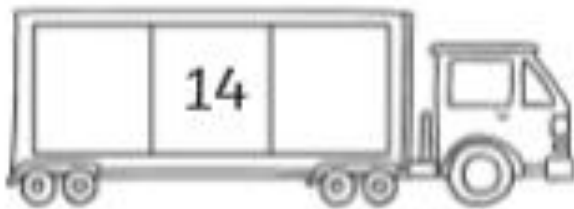

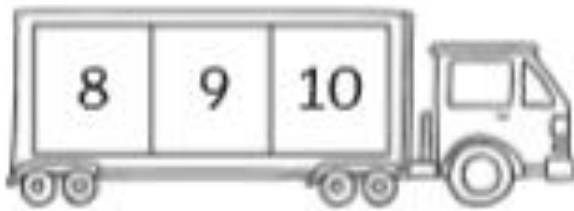
ch

ur

Day 4 Lesson 1: Maths

One More, One Less Number Writing Sheet

Write the numbers that come before and after.



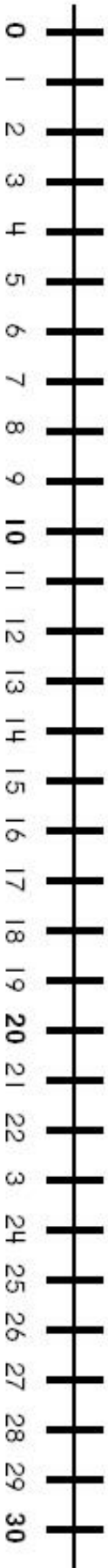
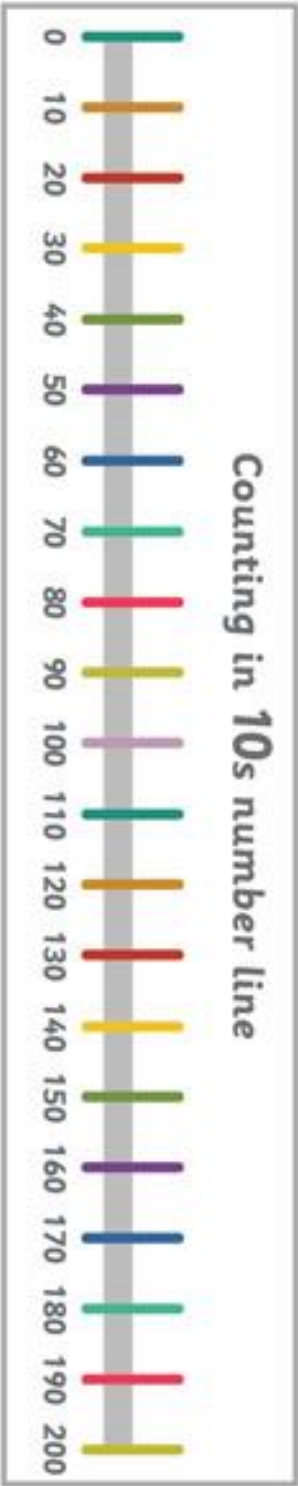
Day 4 Lesson 1: Maths

Complete the table, one more and one less than a number. Use the number line to help you.

One less		One more	
13	14	15	
	9		
	21		
	3		
	25		

10 less		10 more	
0	10	20	
	30		
	50		
	90		

Day 4 Lesson 1: Maths



Day 4 Lesson 2: English

Create a story using the picture.

**If you could meet anyone, who
would it be and why?**



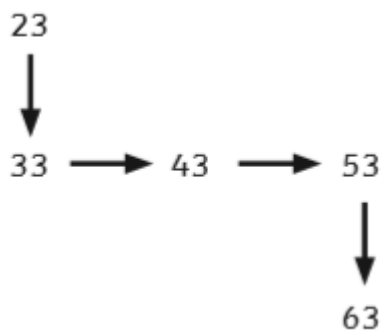
Day 4 Lesson 3: handwriting

First, write two lines of the letter. Next, write two lines of a word that begins with the letter. Finally, write two sentences that include a word that begins with the letter.

S S S

Day 5 Lesson 1: Maths

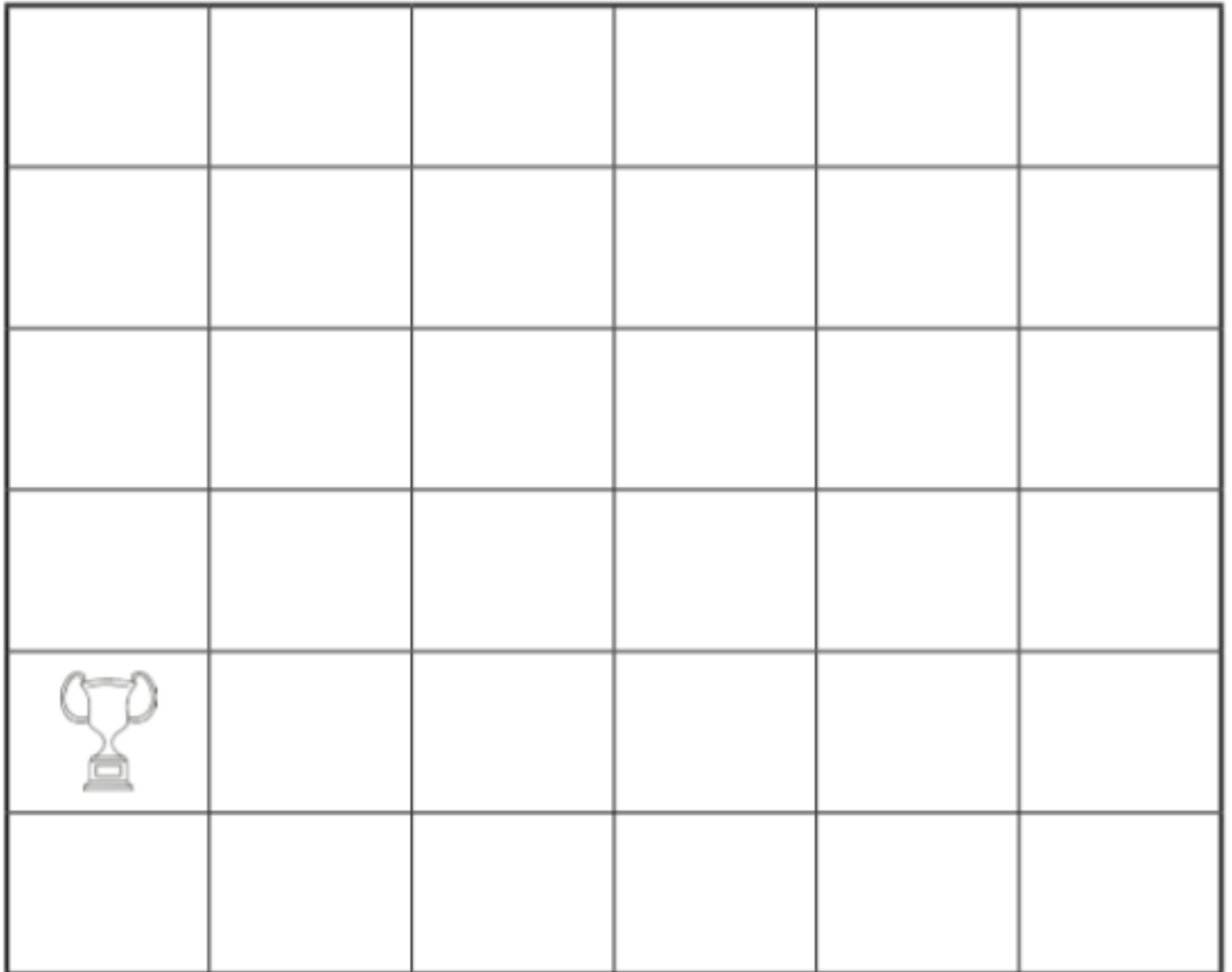
I can find 10 more or less than a given number. Abi needs to find her way to the golden cup. Choose a number from the **top of the grid**. Count 10 more from the number each time, linking the numbers up, e.g



18	48	23	34	17	37
68	58	53	29	27	17
76	52	56	47	37	37
56	22	67	57	81	66
	87	77	36	45	56
63	99	16	46	60	56

Day 5 Lesson 1: Maths

Challenge Create your own maze puzzle to the golden cup by adding ten more OR one more each time.



Day 5 Lesson 2: English

Create a story using the picture.

What made this dog turn green?



Day 5 Lesson 3: Phonics (o-e phone home)

Circle the words that include the sound 'o-e'.

Make

Home

Alone

Hope

Street

See

Moan

Show

Now, write a sentence that includes a word that has the 'o-e'.

Extension: Can you write a sentence that includes two words with the 'o-e' sound?

What other special friend sound the same as 'o-e phone home' but are spelt differently?

Day 5 Lesson 3: Phonics



Milk is good for
children's teeth.



A drip from the tap
drops in the sink.



It is fun to camp
in a tent.



The frog jumps into the
pond and swims off.

Answers

The Farmer and his Sons - Answers

1. **Find** and **copy** the word that the author used to describe how the sons were feeling when they did not find the treasure.

upset

2. How many sons did the farmer have?

Tick one answer. ☐ two ☒ three ☐ four

3. Why do you think the sons 'dug and dug' in the soil?

Any explanation that refers to their extra effort to find the treasure, and, because they didn't want to give up searching.

4. Number the steps below from 1 to 4 to show the order they happen in the explanation.


The sons dug and dug.

The farmer sadly died.

The sons couldn't find the treasure.

The farmer told his sons to look for some treasure.

Lost in the Maze **Answers**

18	48	23	34	17	37
68	58	53	29	27	17
76	52	56	47	37	37
56	22	67	57	81	66
	87	77	36	45	56
63	99	16	46	60	56