



# **Year 1**

## **Week 1 Activities**


# Day 1 Lesson 1: Maths

Units of measure.


Today, you are going to be measuring different objects around your house using different units of measure.

A unit of measure that you could use is your hands or feet. However, when you are measuring make sure you are accurate.

## Accurate measuring



## Non accurate measuring



You are going to fill in a table. The table has 3 sections.

In '**object**' you can either draw or write the object that you are measuring.

Then you are going to '**estimate**'. Remember this is a sensible guess.


In the '**measurement**' section you are going to write the length that you measured.

Here is an example for you.

Object	Estimate	Measurement
	3 hands	4 hands

# Lesson 1 Day 1: Maths

I can use non-standard units to measure length and height.



Choose something to measure with.  
Estimate the size of the picture.  
Measure it and write down the answer.

This is what I will use to measure:

Object	Estimate	Measurement

# Day 1 Lesson 2: English/Reading

This week you are going to be writing your own story. Today you are going to create the two characters that are going to be in your story. There are 6 boxes that you are going to complete. I have given some examples, but I want you to come up with your own because remember **this is your story**.

Words which describe good characters:

Examples:

- Caring
- Thoughtful
- Kind
- Enthusiastic

Words which describe bad characters:

Examples:

- Evil
- Emotionless
- Angry
- Scary

Words which describe how people move:

Verb: a doing word.

- Running
- Walking
- Jogging

Adverb:

- Quickly.




Words which describe settings:

Where is your story going to be set?

In a dark dungeon.

In a spooky haunted house.

At school with your friends.



Words which describe how someone talks:

- High pitch
- Low tone
- Quietly
- Slowly



Great words I'd like to remember:

Collect all of the most exciting, ambitious words you read and write them on this page. Make sure that you sort them into the correct category.

Words which describe good characters:

Words which describe bad characters:

Words which describe how people move:

Words which describe settings:



Words which describe how someone talks:

Great words I'd like to remember:



# Day 1 Lesson 3: Handwriting.

First write two lines of the letter. Next write two lines of a word that begins with the letter. Finally, write two sentences that include a word that begins with the letter.

## h

# Day 2 Lesson 1: Maths

Today you are going to be measuring different objects around your house. You are then going to be writing sentences describing the lengths of each objects.


Here is an example for you:

The length of the table leg is 5 hands.


The lounge is 10 feet in length.

Remember to measure the objects carefully and correctly.

Accurate measuring



Non accurate measuring



# Day 2 Lesson 1: Maths

You are going to write at least 3 sentences about measurements around your house:

This image shows a blank sheet of white paper with horizontal ruling lines. The lines are evenly spaced and run across the width of the page. There are no margins, text, or other markings on the paper.



# Day 2 Lesson 2: English

Focus on your two main characters. You are going to draw your characters and describe them using these lenses....

How do they feel?



What are they thinking?



What do they say throughout the story?



Do they have any words that they repeat?

First, describe your characters. After that, draw your characters. Finally, think about how your characters know each other. Are they friends or enemies?

[illegible]

The image shows a worksheet designed for writing practice. It features three sets of horizontal lines, each set consisting of a top line, a middle line, and a bottom line. On the right side of each set, there is a red circular icon containing a heart shape. The first and third sets have red heart icons, while the middle set has a purple heart icon. The worksheet is intended for students to practice writing on lined paper, with the heart icons likely serving as a visual cue for the topic of the writing, which is related to the 'Love' theme mentioned in the text.

[illegible]

Handwriting practice lines with icons:

- Red heart icon
- Purple cloud icon
- Orange speech bubble icon

# Day 2 Lesson 3: Phonics (ea- cup of tea)

Circle the words that include the sound 'ea'.

Peace

Feast

Release

Complete

See

Street

Beast

Niece

Now, write a sentence that includes a word that has the 'ea'.

Extension: Can you write a sentence that includes two words with the 'ea' sound?

---

---

---

---

---

---

What other special friends sound the same as 'ea cup of tea' but are spelt differently?

---



---



---



---



# Day 3 Lesson 1: Maths



## How Many Tens and Ones?

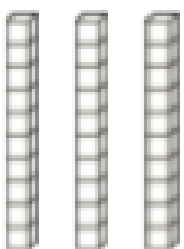

	
tens	ones

	
tens	ones

	
tens	ones

	
tens	ones

	
tens	ones



	
tens	ones



---


# Day 3 Lesson 1: Maths



---



## How Many Tens and Ones?



	
tens	ones

	
tens	ones

	
tens	ones

	
tens	ones

	
tens	ones

	
tens	ones

# Day 3 Lesson 2: English

Today, you are going to choose where your story is going to be set. Then you are going to use the lenses to describe the setting of your story. Here are some ideas of where your story could be set.



Describe the setting. Use as many adjectives as you can.



# Day 3 Lesson 2: English

Now you are going to plan your story. Write down key words or adjectives to help you plan your story. You could even draw your ideas if you would like to. Tomorrow, you will be writing your story.

What happens at the beginning? (One sunny day....)

What happens in the middle? (Then suddenly everything changed...)

What happens at the end? (Finally, they become the best of friends...)

# Day 3 Lesson 3

First, write two lines of the letter. Next, write two lines of a word that begins with the letter. Finally, write two sentences that include a word that begins with the letter.

g



# Day 4 Lesson 1: Maths

## Place Value

Circle the numbers that have a 2 in the ones place.

16      27      42      78      82      34

Circle the numbers that have a 5 in the tens place.

25      57      89      34      65      54

Circle the numbers that have an 8 in the ones place.

47      82      28      56      78      61

Circle the numbers that have a 7 in the tens place.

17      59      79      83      75      56

Circle the numbers that have a 1 in the ones place.

91      37      18      51      97      13

# Day 4 Lesson 1: Maths

## Place Value

Circle the numbers that have a 9 in the ones place.

27      39      59      98      86      19

Circle the numbers that have a 6 in the tens place.

61      78      86      64      65      36

Circle the numbers that have a 1 in the ones place.

49      81      16      79      31      75

Circle the numbers that have a 4 in the tens place.

78      49      25      43      29      41

Circle the numbers that have a 3 in the ones place.


31      57      13      63      88      28


---

# Day 4 Lesson 2: English

Today you are going to write your story. I want you to be as creative as you can. I am looking forward to reading them when you are back.

[illegible]





# Day 4 Lesson 3: Phonics (oi- spoil the boy)

Circle the words that include the sound 'oi'.

Boy

Boil

Toy

Destroy

Street

See

Soil

Coin

Now, write a sentence that includes a word that has the 'oi' sound.

Extension: Can you write a sentence that includes two words with the 'oi' sound?

---

---

---

---

---

---

What other special friends sound the same as 'oi spoil the boy' but are spelt differently? Write a sentence that includes those sounds.

---

---

---

# Day 5 Lesson 1: Maths


## Represent Numbers to 50




Mo has been writing numbers in different ways.  
Tick if he is correct.

3 tens and 4 ones

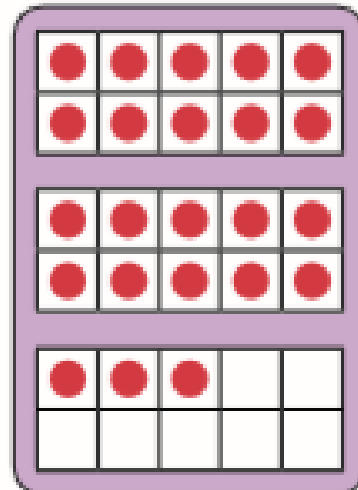
43

☐

forty-one

☐

3 tens and  
5 ones

☐

24

☐

# Day 5 Lesson 1: Maths

How many tens are there in 41?

How many ones are there in 41?

Here is a sentence stem to help you.

There are \_\_\_\_\_ tens and \_\_\_\_\_ ones in the number  
41.

Tens	Ones

How many tens are there in 24?

How many ones are there in 24?

---

---

---

Tens	Ones

I have two numbers 29 and 42.

Which number has the greater value of tens? Which number has the greater value of ones? (Write two different sentences- use the tens frames to help you)

The number 29 has \_\_\_\_\_ tens and 42 has \_\_\_\_\_ tens.

Therefore, \_\_\_\_\_ has the greatest value of tens.

---

---

---

---

Tens	Ones

Tens	Ones



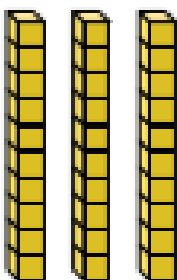


# Day 5 Lesson 1: Maths

## Represent Numbers to 50



For each clue, use the digits **4**, **6** and **3** to make a 2-digit number less than 50.


Clue	Number
A number which has 3 ones	___
A number which would fit between  and 	___
A number greater than 40	___
The largest number	___
A number with this many tens: 	___

# Day 5 Lesson 2: English

Now that you have written your story, you are going to create a front cover and a blurb.

A blurb is a small paragraph on the back of a book, which tells you what the story is about. When you are creating your blurb, make sure you do not tell all the story because you do not want to spoil it for your reader.


## Blurb:



A large, rounded rectangular box with a pointed bottom, containing eight horizontal lines for writing a blurb.

# Day 5 Lesson 2: English

Design a front cover.



# Day 5 Lesson 3: Phonics (a-e make a cake)

Circle the words that include the sound 'a-e'.

Make

Rain

Shake

Snail

Play

Cake

Soil

Snake

Now, write a sentence that includes a word that has the 'a-e' sound.

Extension: Can you write a sentence that includes two words with the 'a-e' sound?

---

---

---

---

---

---

What other special friends sound the same as 'a-e make a cake' but are spelt differently? Write a sentence that includes those sounds.

---

---

---

# Answers