


Dear Parents/ Carers of

EYFS Home Learning Guidance

In order to ensure that learning is continued, the following plan will guide you through how to access any learning if your child is self-isolating or if there is a Year group bubble closure. All learning will be shared via Tapestry for Happy Hearts and Pre- School.


In Reception both Tapestry and Microsoft Teams will be used. Tapestry is the online learning journal that we use to share your child's learning with you, if you do not have a login or are unable to access it please let your child's class teacher know.

For Reception pupils only you can access Microsoft Teams through googling Microsoft Teams (or downloading the app), and signing in using these credentials:

	Username	Password
Microsoft Teams		
 MyOn		


In the event of individual isolation:

Each child will bring home a learning pack of resources and suggested activities to be used at home.

	Happy Hearts / Pre School	Reception
<u>Weekly Timetable</u>	In the pack you will have an overview of suggested weekly learning.	Log into Microsoft teams for daily home learning lessons. (see the flow chart below)
<u>Activities</u>	You will receive a pack of contents and resources for learning at home.	Instructions for daily activities can be found on the home learning slides.
<u>Sharing on Tapestry</u>	Please take photos of any learning or wow moments and upload to tapestry.	Please take photos of any learning or wow moments and upload to tapestry.
<u>Daily Reading: Log onto MYON</u>	 Log into MyOn daily and choose a text to share with your child. Encourage them to join in with phrases asking questions about character, what they have done and explore their feelings.	

In the event if a bubble closure

In bubble closure teachers will be able to use their time to set more specific activities for all children to do at home:

	Happy Hearts	Pre- School	Reception
<u>Daily</u>	Log into Tapestry for a daily story or song session.	Log into tapestry for series of sessions to be accessed throughout the day.	Log into Microsoft teams for daily home learning lessons. (see the flow chart below)
<u>Activities</u>	Complete the activity suggested	Complete the activities suggested	Instructions for activities are on the home learning slides.
<u>Sharing on Tapestry</u>	Please take photos of any learning or wow moments and upload to tapestry.	Please take photos of any learning or wow moments and upload to tapestry.	Please take photos of any learning or wow moments and upload to tapestry.
<u>Daily Reading: Log onto MYON</u>	 Log into Myon daily and choose a text to share with your child. Encourage them to join in with phrases asking questions about character, what they have done and explore their feelings.		

Principal – Miss Emily Hobson

Edgeworth Close, Worcester, WR4 9PE

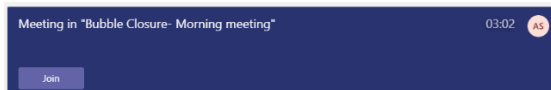
Tel: 01905 453530 . www.oasisacademywarndon.org

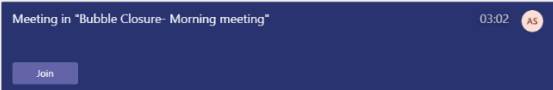
BUBBLE CLOSURE: For happy Hearts and Nursery Pupils please see the daily overview below:

	Happy Hearts	Pre- School
<p>Daily Good morning session will posted at 9:30am</p> <p>The other activities will then follow.</p> <p>You can log into MyOn at any time and share a story together with your child.</p>	<ol style="list-style-type: none"> 1. Daily good morning posted on tapestry 2. Story session 3. Topic theme <p>The above activities will be available to view throughout the day.</p> <p>You can then share your learning with us on tapestry.</p>	<ol style="list-style-type: none"> 1. Daily good morning posted on tapestry 2. Rhyming activity 3. Maths nursery rhymes 4. Topic theme 5. Story session <p>The above activities will be available to view throughout the day.</p> <p>You can then share your learning with us on tapestry.</p>

BUBBLE CLOSURE: For Reception pupils please see the timetable below:

Reception Using Microsoft Teams		
Monday to Thursday	9.00-9.30	Shared Reading : Log in to MyOn select a book to share and read together.
	9.30-10.00 Morning Meeting	<p>Once signed into teams, go to 'Bubble Closure- 1 Morning meeting'</p> <p>At 9.30am a meeting will start. Press 'Join'</p> <p>You will then be greeted by your teacher for a live chat! This will include feedback from the day before, a well-being chat and a celebration of hard work!</p>
	9.30-10.00 Phonics lesson	<p>Go to the channel- 'Bubble Closure- 2 Phonics Lesson'</p> <p>Find the announcement with the correct date:</p> <p>Go to the Phonics folder and work your way through the lessons provided.</p> <p><i>Phonics- You should follow set 1</i></p>
	10.00-10:30	Break
	10:30-11:30 Writing lesson	<p>Go to the channel- 'Bubble Closure- 3 Writing Lesson'</p> <p>Open the power point and work your way through the lessons provided.</p> <p>Upload any work to tapestry.</p>
	11:30-12:30	Lunch
	12:30-1:30 Maths lesson	<p>Go to the channel- 'Bubble Closure- 4 Maths Lesson'</p> <p>Open the power point and work your way through the lessons provided.</p> <p>Upload any work to tapestry.</p>
	1:30-2:30 Challenge lesson	<p>Go to the channel- 'Bubble Closure- 5 Challenge Lesson'</p> <p>Open the power point complete the daily challenge</p> <p>Upload on tapestry</p>
	2:30- 3:00 Story session	<p>Go to the channel- 'Bubble Closure- 6 Story session'</p> <p>Listen to the story and answer the questions at the pause points.</p>



Friday	<p>Morning Meeting: Once signed into teams, go to 'Bubble Closure- 1 Morning meeting' At 9.30am a meeting will start. Press 'Join' You will then be greeted by your teacher for a live chat! This will include feedback from the day before, a well-being chat and a celebration of hard work!</p>	
	<p>Go to the channel- 'Bubble Closure- 2 Phonics Lesson' Find the announcement with the correct date: Go to the Phonics folder and work your way through the lessons provided. Phonics- You should follow set 1</p>	
	<p>Go to the channel Bubble closure -7 Curriculum Activities Open the topic power point and complete the activities throughout the day.</p>	
	<p>Go to the channel Bubble closure- 8 Music PE and Science</p>	

Once logged into Microsoft teams follow the instructions below to access the channels:

