

DATE

Dear Parents/ Carers of PUPIL NAME




In order to ensure that learning is continued, the following plan will speak you through how to access any learning if your child is self-isolating or if there is a Year group bubble closure.

All learning will be shared via **Microsoft Teams**. Your child can access this through googling Microsoft Teams (or downloading the app), and signing in using these credentials:

Username/email: To be sent by text

Password:

Other useful passwords

Myon Online Library	Timestable Practice	Spelling Practice
 <p>Username:</p> <p>Password:</p>	 <p>Username:</p> <p>Password:</p>	 <p>Username:</p> <p>Password:</p>

If your child has to self-isolate from their own or household symptoms or from Track and Trace notification

We want to make sure that children who have to self-isolate don't miss out on what their class are learning in school. To do this we are uploading the lesson slides and the work set in lessons onto Microsoft Teams each week so children can access from home.

Here is a timetable for the day at home and on the next page are the instructions for how to access the resources using the passwords above, alternatively watch the video link <https://vimeo.com/484026284>

Recommended timetable:		
Monday to Thursday	9-9.30	Timestable rockstars, MyON, EdShed
	9.30-10.30	Go to the Reading folder and work your way through the lessons for the day.
	10.30-11am	Break
	11-12pm	Go to the Writing folder and work your way through the lessons for the day.
	12-1pm	Lunch
	1-2	Go to the Maths folder and work your way through the lessons for the day.
	2-3	Go to the Other subjects folder and choose a lesson each day (e.g. Music, PE and Science)
Friday all day	Go to the Curriculum folder and work your way through the lessons provided.	


Principal – Miss Emily Hobson

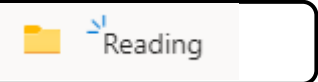
Edgeworth Close, Worcester, WR4 9PE


Tel: 01905 453530 . www.oasisacademywarndon.org

Finding the lesson resources for self-isolation:

Once signed into teams, go to 'Isolation week beginning-DATE' in the channels on the side.

Select 'Files' from the top of the channel 

Go into a subject folder (Reading, Writing, Maths or Curriculum) 

Open the PowerPoint/Word Document for that day/week and open any resources within the folder (this will make sense from the instructions on the lesson slides)
Pay special attention to a slide which displays this symbol  as there will be extra information telling you what to do

Send any completed work to the year group email address or bring it back in at the end of your isolation period:

- Year1@oasiswarndon.org
- Year2@oasiswarndon.org
- Year3@oasiswarndon.org
- Year4@oasiswarndon.org
- Year5@oasiswarndon.org
- Year6@oasiswarndon.org

In the event of a bubble closure:

If we must close a bubble then this means your teachers will also not be teaching in class as everyone is at home. When this happens they will be able to create recorded lessons for you to access at home and also some live check in meetings where you can join on video and ask questions, say hello and have story time. They can also do any extra teaching if you've found things tricky at home. This is what a day will look like if we send a bubble home:

Follow this link to watch an explanation of using Teams if your child's bubble has closed: <https://vimeo.com/484051623>

Monday- Thursday	9:00-9.30am: <i>Independent learning</i>	 https://play.trockstars.com/auth/school/student Enter the school postcode WR4 9PE and Play 5 games	 www.myon.co.uk > login Choose a book to read and complete a quiz if you have finished the book.	 https://www.spellingshed.com/en-gb/ Log in to play some spelling games.
	9:30-10am: <i>Morning meeting</i>	Once signed into teams, go to 'Bubble Closure- 1 Morning meeting' At 9.30am a meeting will start. Press 'Join'		You will then be greeted by your teacher for a live chat! This will include feedback from the day before, a well-being chat and a celebration of hard work!
	10-11am: <i>Reading lesson with phonics for EYFS and Year 1</i>	Go to the channel- 'Bubble Closure- 2 Reading Lesson' Find the announcement with the correct date: Complete the activities including the Microsoft forms. Phonics- You should follow _____ lesson	<div style="background-color: #e6f2ff; padding: 5px;"> Reading-Monday 16th November 2020 </div> <small> Find your reading lessons below! 1. Daily reading- watch the video posted below 2. Whole class comprehension- work your way through the presentation below 3. Complete your cold comprehension forms quiz by following the link below 4. Once you have finished these lessons and your activities, please spend some time reading on MyON and completing any quizzes. </small>	
	11-11.30am:	Break time		
	11:30-12:30pm: <i>Writing lesson</i>	Go to the channel- 'Bubble Closure- 3 Writing Lesson' Find the announcement with the correct date: Complete the activities. Email the year group email address a photo of your work- Year6@oasiswarndon.org	<div style="background-color: #e6f2ff; padding: 5px;"> Writing- Monday 16th November 2020 </div> <small> Find your writing lesson here! 1. Watch your writing lesson here! 2. Take a photo of your work and send to year6@oasiswarndon.org </small>	
	12:30-1:30pm	Lunch break		
	1:30-2:30pm <i>Maths lesson</i>	Go to the channel- 'Bubble Closure- 4 Maths Lesson' Find the announcement with the correct date. Watch the video by following the link. Complete the tasks on paper. Complete the Microsoft forms quiz on Teams.	<div style="background-color: #e6f2ff; padding: 5px;"> Maths Tuesday 17th November 2020 </div> <small> Click here to access our maths lesson. 1. Watch the maths video for today 2. Complete the independent tasks on paper. 3. Show your teacher what you have learnt by clicking here </small>	
	2:30-2:45pm <i>Story Time</i>	Go to the channel- 'Bubble Closure- 5 Story Time' At 2:30pm a meeting will start. Press 'Join' You will then be greeted by your teacher for a live story!		
2.45-3.15	Go to the channel- 'Bubble Closure- 6 Music, PE and Science'			
Fri	ALL DAY	Go to the channel- 'Bubble Closure – 7 Friday Curriculum Day' Go to files and work your way through the PPT.		